

Operator Manual

Beauty & Innovation >>>



Names of the parts



Composition

- Skin main unit
- Micro needle 6EA(Polymer)
- Massage tab 2EA
- Recharging cradle
- USB cable
- User's manual



Storage after use and maintenance

1. Keep away from the place where it may have the effect of air pressure, temperature, humidity or wind.
2. Keep away from the external impact or vibration.
3. Do not store in chemical storage area or gas generating place.
4. Keep out of reach of infants or toddlers.
5. After use, clean the device with alcohol swap.
6. Use at the temperature : + 10°C ~ + 40°C, humidity less than 30 ~ 75%
7. Store at the temperature : -20°C ~ + 60°C, humidity less than 95%

- In case of trouble occurring during normal use, we will repair it free of charge once during the warranty period (one year from the date of purchase). Please keep the warranty card included with the product.
- Failure due to careless use, unauthorized disassembly, and repair or remodeling will be charged.
- After the warranty period, repairs will be charged.



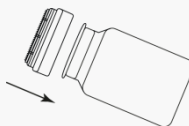
How to use

HOW TO USE

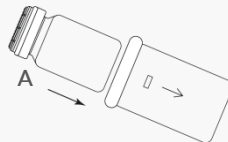
1. Before connecting power to the charging cradle, make sure that the charging adapter matches the input voltage indicated on the label.
2. Insert the combination of the ampoule and the micro needle into the cartridge of the ampoule, and attach it to the main body coupling part.
3. Press the power button for 2 seconds to turn on the power, then use the speed control button to set the desired speed.
4. to set the desired speed.

After using the machine, press the power button to turn off the power, and separate the ampoule bottle and cartridge. (After 10 minutes of use, the unit automatically turns off.)

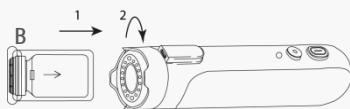
Connect ampoule and needle - A



Insert "A" into the cartridge - B



Attach "B" to the main unit coupling part





How to Use

FOR SCALP



Deep
Cleansing

Shampo
o

Dry
(scalp)

Attach
Ampoule

Connect
needle

Treatment

Apply
solution

Scalp treatment

- Repeat 2 to 3 times in a straight reciprocating motion so that the hair does not clump at the desired site
- Avoid excessive pressure and lightly needling .
- **Needling is recommended once every 5-7 days, and massage needle daily.**

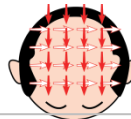
3 hair loss types



M-shaped



O-shaped



U-shaped

FOR SKIN



Deep
Cleansing

Skin
trimming

Attach
Ampoule

Connect
Needle

Treatment

Mask
pack

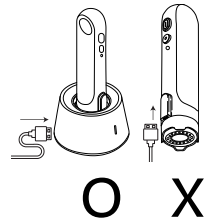
Skin treatment

1. Rub from the site 1cm away from the eyebrows to the cheekbone 2~3 times in the direction of the nose
2. Rub two or three round trips from outside the face to the inside in the direction of the chin line
3. Avoid excessive pressure on two or three rounds of forehead line and lightly needling.
4. Needling is recommended once every 5-7 days, and massage needle daily.



Caution

1. If you have skin disease, keloid skin, allergies, etc., you should avoid use.
2. Keep the site and user's hands clean.
3. When using on the face, be careful that the needle does not touch the eyes and eye.
4. Please do not use for young, infants or young children.
5. After a day or so of use, the skin may swell a little, but this is a normal process and gradually improves.
6. It is effective when you apply moisturizing cream or regenerating cream to your skin.
7. After use, apply sunscreen when going out.
8. The sterilized micro needle is disposable. Do not reuse it.
9. It is recommended to use Skinp once in every 5 ~ 7 days. For massage, you may use it every day.
10. Recharge the battery by the cradle. Connecting directly to the main unit may cause malfunction.



Warranty





1. In case of any trouble occurring during normal use, we will repair it once during the warranty period (one year from the date of purchase).
2. Failure due to negligence in use, unauthorized repair or modification
3. will be charged.

After the warranty period, repairs will be charged.

Out of warranty

1. Product damage due to aging of daily use.
2. Appearance damage (scratches, dents, plastic breakage, etc.) not caused by defects in material and manufacturing
3. Damage to the product due to negligence or inadequate handling, power conversion, operational error, contact with liquid, fire damage,
4. Failure due to use with incompatible products
5. Damage or failure caused by user opening, repairing or modifying the product
6. Damage or breakdown due to non-use in the manner specified in this manual

Warranty

제품명 Product Name 製品名	
모델명 Model Name 모델名	
제조번호 Serial Number 製造番号	
구입날짜 Date of Purchase 購入日	
제품 기술 사양 Technical Data 製品技術仕様	<p>-Battery type : Li-ion rechargeable battery Input : 5V  2A</p> <p>-AC Charging adapter Model : S52A21 , S21A20, S21A22, S21A23, S21A25,S21A27 Input : 100V-240V~50/60HZ.0.3A Output : 5V  2A</p> <p>-USB C Type Cable</p> <p> </p>